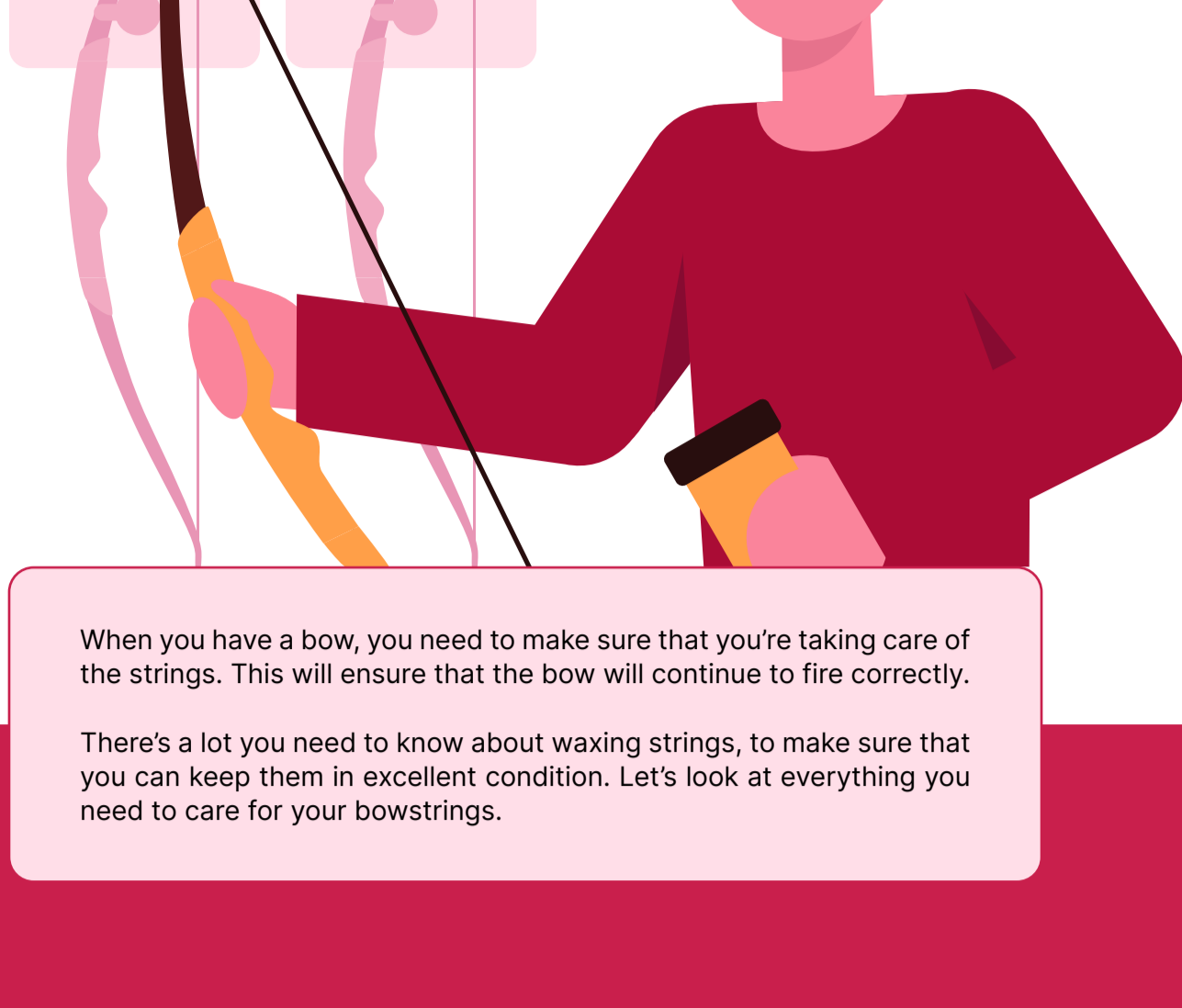


HOW TO WAX ON, WAX OFF BOW STRINGS

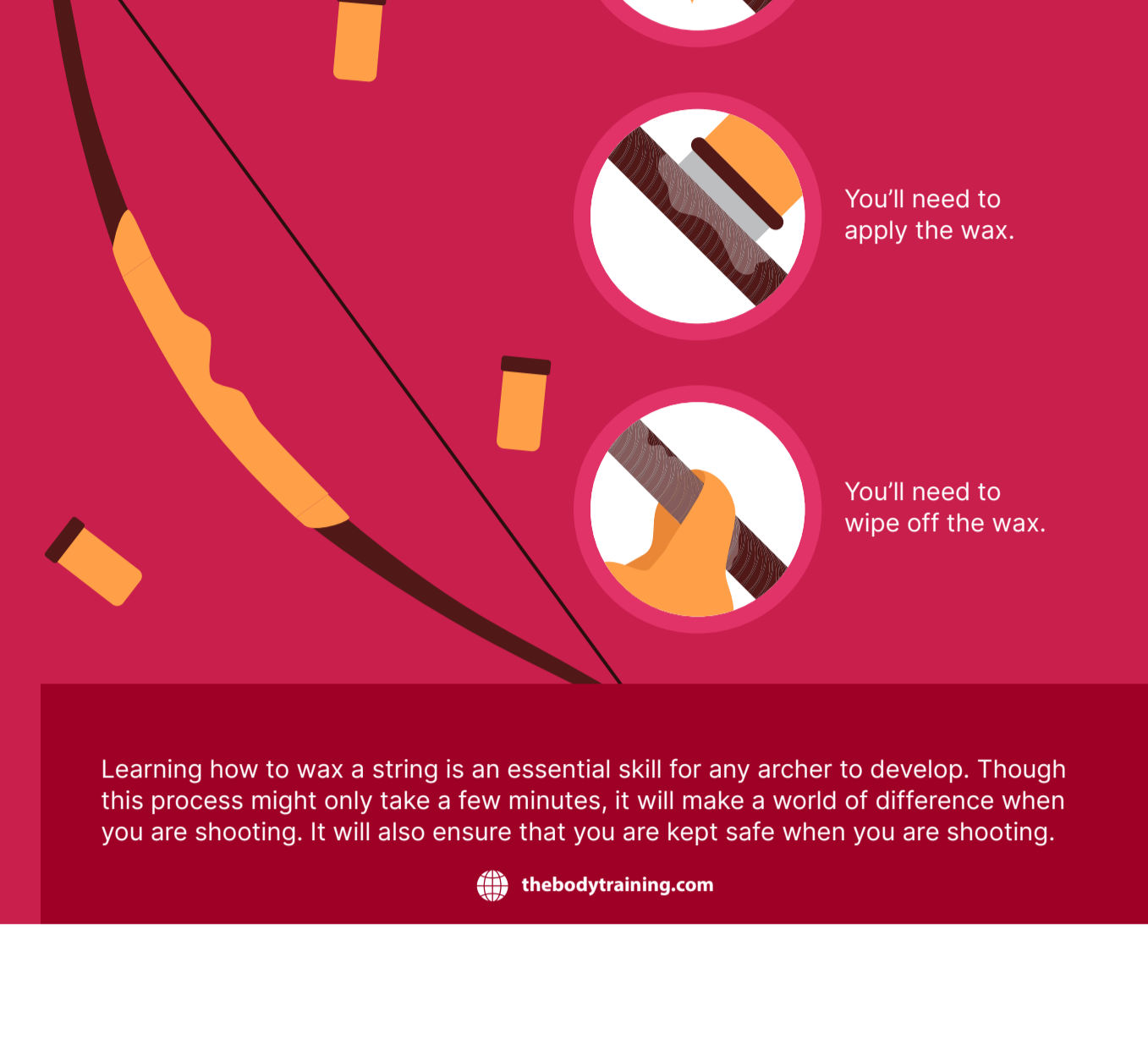
• THE RIGHT WAY •



When you have a bow, you need to make sure that you're taking care of the strings. This will ensure that the bow will continue to fire correctly.

There's a lot you need to know about waxing strings, to make sure that you can keep them in excellent condition. Let's look at everything you need to care for your bowstrings.

HOW TO WAX A BOW STRING?



You'll need to make sure that the string has been thoroughly cleaned.

You'll need to apply the wax.

You'll need to wipe off the wax.

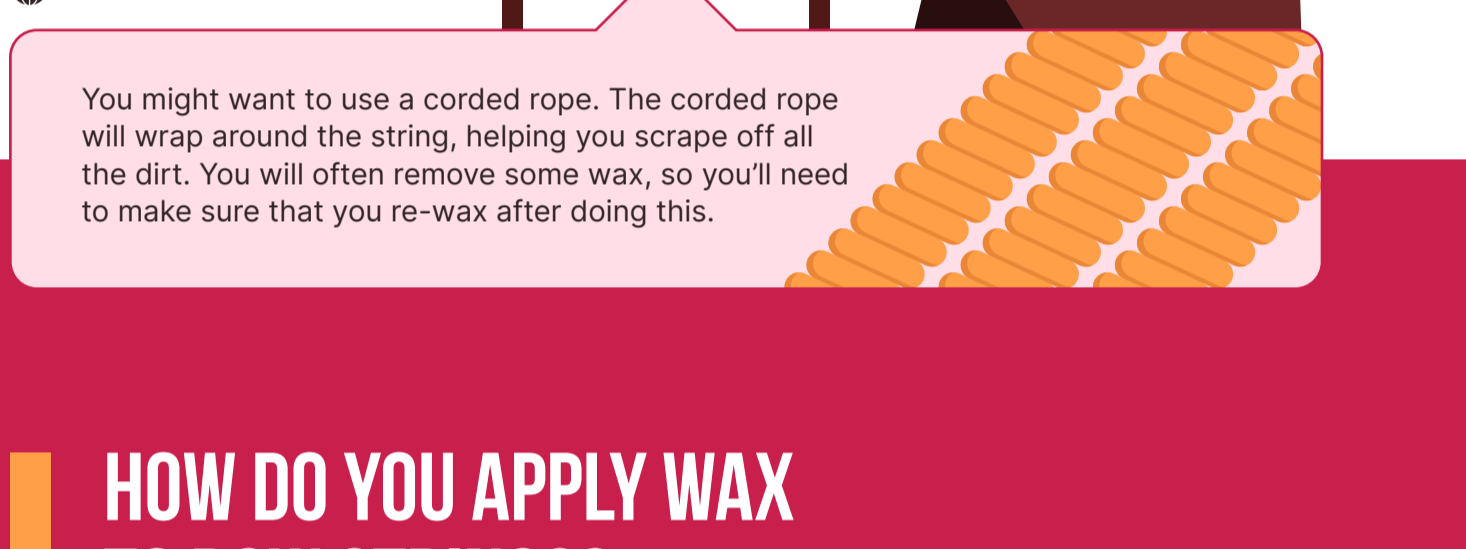
Learning how to wax a string is an essential skill for any archer to develop. Though this process might only take a few minutes, it will make a world of difference when you are shooting. It will also ensure that you are kept safe when you are shooting.

thebodytraining.com

HOW DO YOU CLEAN A BOW STRING?

#1
First, you'll need to get a microfiber cloth and rub it up and down the bowstring. You'll often need to wet it a little. You want the cloth to be damp, but not dripping wet.

#2
Then, you'll need to rub the cloth along the string lightly. Avoid putting too much pressure onto the string.



thebodytraining.com

You might want to use a corded rope. The corded rope will wrap around the string, helping you scrape off all the dirt. You will often remove some wax, so you'll need to make sure that you re-wax after doing this.

HOW DO YOU APPLY WAX TO BOW STRINGS?



First, you'll need to pick the right type of wax.

To do this, you'll need to put the wax onto the string. Use either use a cloth or your fingers to massage the wax into the string.

Make sure to cover the string. The only part of the string that won't get waxed is the serving.

Keep rubbing the wax into the string. As you're doing this, you'll notice that the friction will start to heat the string. You'll need to keep rubbing until you notice that all the strings have joined together.

thebodytraining.com

After the wax is covering the string, you'll need to use your fingers to rub it in. Make sure that you're only pressing lightly.

HOW DO YOU REMOVE WAX FROM A BOW STRING?

The final stage of the process is to remove any excess wax from the bowstring. To do this, you'll need to use a cord. Wrap this around the string and scrape downwards. After you do this, you'll be able to start shooting with the string again.

If you prefer, you can also use a piece of leather.

If you're in a hurry, you might be able to use a piece of paper.

However, it's best to let the string sit for a while before you try to shoot with it.

thebodytraining.com

HOW DO YOU KNOW IT'S TIME TO WAX STRINGS?

How often you'll need to wax will depend on how frequently you shoot. In most cases, you'll need to wax the string every two to three weeks. When deciding if you need to wax, look at the condition of the string. If you feel that it's dry or notice that it is starting to frizz, it's time to start waxing.

thebodytraining.com

DO YOU WAX ALL BOW STRINGS?

All types of bowstrings can benefit from regular waxing. Often, the more powerful the bow, the more often you'll need to wax the string.

CAN YOU PUT TOO MUCH WAX ON A BOW STRING?

In some cases, it's possible to put too much wax on. In this case, you'll risk gumming up the bow. When this happens, it will no longer shoot properly. When this happens, you'll need to remove all the wax from the bow before you can use it again.

The key to preventing this is wiping away the excess wax when you are finished. As long as you do this, the bow won't get gummed up.

thebodytraining.com

WHEN DO I NEED TO REPLACE THE BOW STRING?

You should replace the string when you notice too much fraying. You might also want to replace it when it has a broken strand.

Typically, strings will last around three years.

Over time, the fraying is just going to get worse.

thebodytraining.com

WHAT SHOULD I LOOK FOR WHEN CHOOSING A WAX FOR MY BOW STRING?

First, you want to try and get something that will be unscented. You also need to make sure that it's waterproof. It's also crucial that you choose something that will be easy to transport.

More importantly, if you decide to take your bow hunting, the animals will be able to detect the scented wax. This will make them more reluctant to go near you.

There are dozens of waxes for bowstrings to choose from. It should be easy to find wax with many positive reviews.

FINAL THOUGHTS

Knowing how and when to wax your strings is one of the essential parts of maintaining your bow. As we've seen, it doesn't need to be a complicated process.

thebodytraining.com